



SURBITON

HIGH SCHOOL

Academic Performance Statement

Contents

Aims and Ethos	2
Introduction	3
Examination Results 2025	4
A-level Results	4
Surbiton High School vs National Standards	4
Subject highlights at A-level	4
Alis Value-Added Analysis 2025.....	5
A-level results by subject.....	6
Year 13 leaver destinations	7
GCSE Results	8
Surbiton High School vs National Standards	8
Subject highlights at GCSE	8
GCSE Valued added by subject 2025 (Year of assessment 2023-24 – Year 10)	10
GCSE results by subject	11
Surbiton High Boys' Preparatory School - Leavers 2025	12
Document Information	13



SURBITON

HIGH SCHOOL

Aims and Ethos

Surbiton High School aims to **inspire, encourage and empower** all its students to discover and embrace their individual talents, within United Learning's core mission to bring out "the best in everyone". We combine an intellectually rigorous academic environment with outstanding pastoral care and outstanding co-curricular opportunities; through this provision, we encourage our students to live out our **School values**, and become compassionate, respectful, courageous, and inquisitive members of the community.

Our Values

We are compassionate:

We are kind and we care, in both thought and action. We consider those less fortunate and strive to support and offer aid. We are mindful of the gentle power of positive actions. We support and encourage those around us, living out the School's motto: *Amor nos semper ducat* (May love always lead us).

We are respectful:

We respect all people equally. We respect ourselves, our learning, our community, our environment, and the planet we all share. We strive to act with respect and integrity in all things. When we disagree, we do so respectfully.

We are courageous:

When challenged by our fears we are determined, not deterred. We call on resilience for strength when in the heat of the struggle. We bravely chase our dreams and fight for what we believe. When we fall, we pick ourselves up and forge forward.

We are inquisitive:

We understand that a thoughtful question is the key to unlock understanding. We believe where answers provide ends, questions pose exciting beginnings. We are eager to explore, we question to discover, we are curious to learn more of the world at large.

We are a community:

We are united - with a common focus. We value belonging to a wider community: our school community, our local community, our global community. We are inclusive of all, no matter our differences. We value and nurture the connections we form.

United Learning and the United Church Schools' Trust

Surbiton High School is part of *United Learning* and the *United Church Schools' Trust*. The School has an Anglican foundation, valuing its Christian heritage whilst welcoming staff and children from all faiths and none. We share with United Learning its core mission statement "to bring out the best in everyone". We are committed to the aims of United Learning, including its *Framework for Excellence*, which can be found at: www.unitedlearning.org.uk



SURBITON

HIGH SCHOOL

Introduction

Surbiton High School is a friendly and vibrant community where individuals thrive and are happy, secure, confident and valued. Our approach combines an intellectually rigorous and challenging academic environment. We are a school where passion and energy abound; a school with a real heart and soul, where we look beyond the A* to offer a breadth of opportunity which allows every pupil to flourish.

Academic achievement forms a key part of this aim and helps prepare pupils for their subsequent education and their future lives. Surbiton High School uses a variety of internal and external assessments to inform teaching and learning. These assessments are intended to facilitate pupil progress and the evaluation of that progress against relevant national norms.

This statement is available to relevant parties in accordance with our statement on the provision of information and can be found on our School website.



SURBITON

HIGH SCHOOL

Examination Results 2025

Our students and staff have worked tirelessly throughout the last 2 years to ensure the absolute best outcomes for our students, and this has been rewarded with fantastic results.

A-level Results

Our congratulations go out to our 2025 A-level cohort who celebrated outstanding results this summer with 68.8% of all grades A* to A and nearly 92% of grades A* to B. Over 84% will be heading off to their first-choice university with 87% of students heading to Russell Group and Times Top 10 Universities, and medical or dental schools. We have eleven Oxbridge students. The remainder of our students are heading off to study at international universities, some of the most prestigious art schools or to undertake apprenticeships.

A*	35.9%
A*- A	68.8%
A*- B	91.8%
A*- C	99.3%

Surbiton High School vs National Standards

A-levels:

Nationally, 97.4% of entries achieved a grade E or above.

Nationally, 28.3% of entries achieved an A* or A grade.

Subject highlights at A-level

The following subjects gained 100% A*-A:

- Classical Civilisation
- Classical Greek
- French
- Further Maths
- Latin
- Photography
- Russian

The following subjects gained at least 90% A*-A:

- Fine Art
- Politics



SURBITON

HIGH SCHOOL

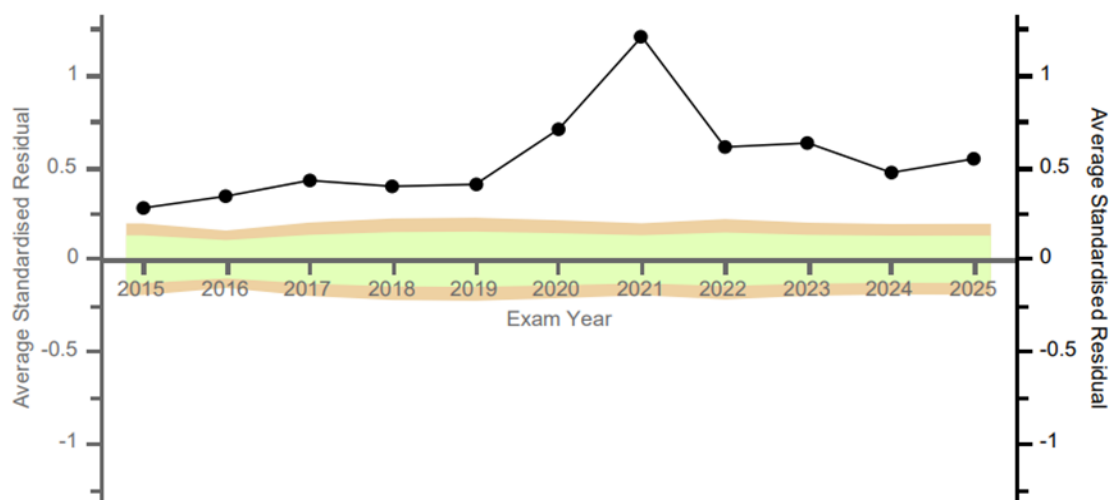
The following subjects gained at least 70% of all grades at A*-A:

- *Art History*
- *Biology*
- *Chemistry*
- *D&T Product Design*
- *Drama and Theatre*
- *Geography*
- *History*
- *Philosophy*
- *Physics*
- *Sociology*
- *Spanish*

All A-level results can be found on our website under “exam results”.

Alis Value-Added Analysis 2025

Chart 1.1 SPC Chart - Results from all Qualifications





SURBITON

HIGH SCHOOL

A-level results by subject

<p><i>Surbiton High School</i> <i>Examination Results - A-level - 2025</i></p>										 SURBITON <small>HIGH SCHOOL</small>
--	--	--	--	--	--	--	--	--	--	--

Subject	A*	A	B	C	D	E	U	A*	A*-A	A*-B	A*-C
Art History	66.7%	16.7%	16.7%	-	-	-	-	66.7%	83.3%	100%	100%
Biology	38.7%	32.3%	16.1%	12.9%	-	-	-	38.7%	71%	87.1%	100%
Business	21.9%	25%	37.5%	12.5%	-	-	3.1%	21.9%	46.9%	84.4%	96.9%
Chemistry	36.4%	42.4%	12.1%	9.1%	-	-	-	36.4%	78.8%	90.9%	100%
Classical Civilisation	66.7%	33.3%	-	-	-	-	-	66.7%	100%	100%	100%
Classical Greek	100%	-	-	-	-	-	-	100%	100%	100%	100%
Computer Science	33.3%	33.3%	33.3%	-	-	-	-	33.3%	66.7%	100%	100%
Dance	33.3%	33.3%	33.3%	-	-	-	-	33.3%	66.7%	100%	100%
D&T Product Design	50%	25%	25%	-	-	-	-	50%	75%	100%	100%
D&T Textiles	20%	20%	20%	20%	20%	-	-	20%	40%	60%	80%
Drama & Theatre	45.5%	27.3%	27.3%	-	-	-	-	45.5%	72.7%	100%	100%
Economics	13.3%	43.3%	26.7%	16.7%	-	-	-	13.3%	56.7%	83.3%	100%
English Language	25%	25%	50%	-	-	-	-	25%	50%	100%	100%
English Literature	17.5%	30%	42.5%	10%	-	-	-	17.5%	47.5%	90%	100%
Fine Art	60%	30%	10%	-	-	-	-	60%	90%	100%	100%
French	60%	40%	-	-	-	-	-	60%	100%	100%	100%
Further Mathematics	77.8%	22.2%	-	-	-	-	-	77.8%	100%	100%	100%
Geography	30.4%	43.5%	17.4%	8.7%	-	-	-	30.4%	73.9%	91.3%	100%
German	-	50%	50%	-	-	-	-	-	50%	100%	100%
History	53.8%	30.8%	15.4%	-	-	-	-	53.8%	84.6%	100%	100%
Latin	60%	40%	-	-	-	-	-	60%	100%	100%	100%
Mathematics	34.7%	32.7%	24.5%	8.2%	-	-	-	34.7%	67.3%	91.8%	100%
Music	-	33.3%	33.3%	33.3%	-	-	-	-	33.3%	66.7%	100%
Philosophy	42.9%	28.6%	28.6%	-	-	-	-	42.9%	71.4%	100%	100%
Photography	100%	-	-	-	-	-	-	100%	100%	100%	100%
Physical Education	25%	12.5%	50%	12.5%	-	-	-	25%	37.5%	87.5%	100%
Physics	45.5%	36.4%	18.2%	-	-	-	-	45.5%	81.8%	100%	100%
Politics	38.5%	53.8%	7.7%	-	-	-	-	38.5%	92.3%	100%	100%
Psychology	40.9%	27.3%	22.7%	9.1%	-	-	-	40.9%	68.2%	90.9%	100%
Russian	100%	-	-	-	-	-	-	100%	100%	100%	100%
Sociology	40%	40%	15%	-	-	5%	-	40%	80%	95%	95%
Spanish	50%	25%	25%	-	-	-	-	50%	75%	100%	100%
Total	35.9%	32.9%	23%	7.5%	0.2%	0.2%	0.2%	35.9%	68.8%	91.8%	99.3%



SURBITON

HIGH SCHOOL

Year 13 leaver destinations

All details of courses studied alongside destinations can be found on our website under “exam results”

A summary of the universities entered in 2025 is below:

University of Amsterdam	Art Foundation
University of Bath	University of Birmingham
University of Brighton	University of Bristol
University of Cambridge	Drama School – Italia Conti Academy of Theatre Arts
Drexel University (Tennis Scholarship)	Durham University
University of East Anglia UEA	The University of Edinburgh
University of Exeter	Istituto Marangoni London
Imperial College	Kingston University
King's College London, University of London	University of Leeds
Lancaster University	London School of Economics and Political Science, University of London
University of Liverpool	University of Manchester
Loughborough University	Newcastle University
Medway School of Pharmacy	Nottingham Trent University
University of Nottingham	Purdue University (Tennis Scholarship)
University of Oxford	Rose Bruford College
Queen Mary University of London	University of Southampton
University of Sheffield	University of Surrey
St Joseph's Philadelphia (Hockey Scholarship)	UMASS (Hockey Scholarship)
UCL (University College London)	
University of York	



SURBITON

HIGH SCHOOL

GCSE Results

Our GCSE pupils have been rewarded for their hard work and determination with over 92% of all grades at grade 9 to 7. We are delighted so many of our pupils will continue to build on their successes within the Sixth Form.

9s	43.1%
9 – 8s	68.8%
9 – 7s	85.4%
9 – 6s	96.7%
9 – 4s	100%

Surbiton High School vs National Standards

GCSEs:

- Nationally, 70.5% of entries achieved a grade 4 or above.
- Nationally, 23.0% of entries achieved a grade 7 or above.

Subject highlights at GCSE

The following subjects gained 40% of all grades at 9

- *Biology*
- *Chemistry*
- *Classical Greek*
- *Computer Science*
- *Design Technology*
- *Drama*
- *English Language*
- *English Literature*
- *French*
- *History*
- *Italian*
- *Physical Education*

The following subjects gained 90% or higher Grade 9-7:

- *Art and Design*
- *Classical Civilisation*
- *English Literature*



SURBITON

HIGH SCHOOL

- *Geography*
- *German*
- *Italian*
- *Latin*
- *Physical Education*

Our pupils will continue to build on their successes within the Sixth Form, as they go on to study a broad range of subjects and benefit from the extensive guidance, teaching and mentoring that the dedicated Sixth Form team provides, as well as furthering their life-skills through vast co-curricular, academic and leadership opportunities.

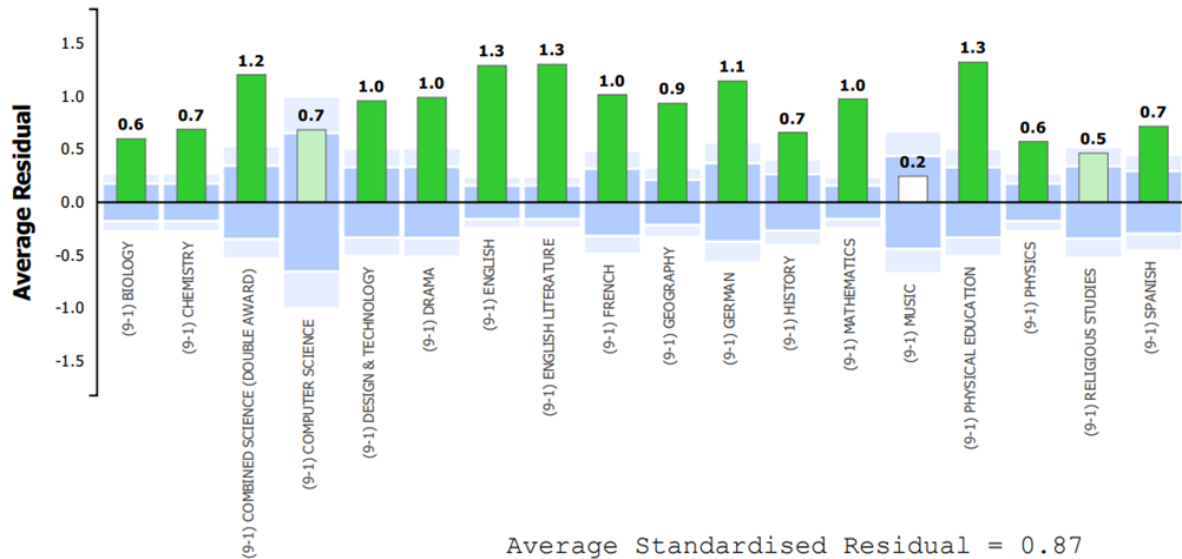
All GCSE results can be found on our website under “exam results”.



SURBITON

HIGH SCHOOL

GCSE Valued added by subject 2025 (Year of assessment 2023-24 – Year 10)



Key

Stronger evidence of lower progress




Some evidence of lower progress



No conclusion can be made



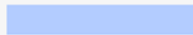
Some evidence of higher progress



Stronger evidence of higher progress



95% Confidence Limit



99.7% Confidence Limit





SURBITON

HIGH SCHOOL

GCSE results by subject

<i>Surbiton High School</i> <i>Examination Results - GCSE - 2025</i>								 SURBITON <small>HIGH SCHOOL</small>				
---	--	--	--	--	--	--	--	--	--	--	--	--

Subject	9	8	7	6	5	4	U	9	9-8	9-7	9-6	9-4
Art	20.8%	29.2%	41.7%	8.3%	-	-	-	20.8%	50%	91.7%	100%	100%
Biology	43.4%	27%	15.6%	11.5%	2.5%	-	-	43.4%	70.5%	86.1%	97.5%	100%
Chemistry	50.8%	23%	11.5%	11.5%	3.3%	-	-	50.8%	73.8%	85.2%	96.7%	100%
Classical Civilisation	-	71.4%	21.4%	-	7.1%	-	-	-	71.4%	92.9%	92.9%	100%
Classical Greek	60%	20%	-	-	20%	-	-	60%	80%	80%	80%	100%
Computer Science	55.6%	-	11.1%	22.2%	11.1%	-	-	55.6%	55.6%	66.7%	88.9%	100%
Dance	23.5%	29.4%	23.5%	17.6%	5.9%	-	-	23.5%	52.9%	76.5%	94.1%	100%
D&T	40%	31.4%	17.1%	5.7%	2.9%	2.9%	-	40%	71.4%	88.6%	94.3%	100%
Drama	50%	26.5%	14.7%	8.8%	-	-	-	50%	76.5%	91.2%	100%	100%
English for Speakers of..	20%	20%	40%	20%	-	-	-	20%	40%	80%	100%	100%
English Language	55.2%	20.1%	13.6%	9.1%	1.9%	-	-	55.2%	75.3%	89%	98.1%	100%
English Literature	72.5%	13.1%	7.2%	5.9%	1.3%	-	-	72.5%	85.6%	92.8%	98.7%	100%
French	41.5%	26.8%	17.1%	9.8%	4.9%	-	-	41.5%	68.3%	85.4%	95.1%	100%
Further Mathematics	25.5%	21.6%	19.6%	27.5%	5.9%	-	-	25.5%	47.1%	66.7%	94.1%	100%
Geography	35.3%	37.6%	20%	5.9%	1.2%	-	-	35.3%	72.9%	92.9%	98.8%	100%
German	29%	45.2%	19.4%	3.2%	3.2%	-	-	29%	74.2%	93.5%	96.8%	100%
History	49.1%	27.3%	10.9%	5.5%	7.3%	-	-	49.1%	76.4%	87.3%	92.7%	100%
Italian	100%	-	-	-	-	-	-	100%	100%	100%	100%	100%
Latin	35%	35%	25%	5%	-	-	-	35%	70%	95%	100%	100%
Mathematics	39%	33.1%	16.9%	9.7%	1.3%	-	-	39%	72.1%	89%	98.7%	100%
Music	20%	20%	25%	35%	-	-	-	20%	40%	65%	100%	100%
Photography	-	50%	16.7%	33.3%	-	-	-	-	50%	66.7%	100%	100%
Physical Education	51.4%	28.6%	11.4%	8.6%	-	-	-	51.4%	80%	91.4%	100%	100%
Physics	41%	23.8%	19.7%	12.3%	2.5%	0.8%	-	41%	64.8%	84.4%	96.7%	100%
Religious Studies	36.4%	15.2%	21.2%	18.2%	3%	6.1%	-	36.4%	51.5%	72.7%	90.9%	100%
Science	18.8%	23.4%	23.4%	26.6%	7.8%	-	-	18.8%	42.2%	65.6%	92.2%	100%
Spanish	29.5%	27.3%	22.7%	11.4%	6.8%	2.3%	-	29.5%	56.8%	79.5%	90.9%	100%
Total	43.5%	25.7%	16.4%	11.1%	2.9%	0.3%	0%	43.5%	69.3%	85.7%	96.8%	100%



SURBITON

HIGH SCHOOL

Surbiton High Boys' Preparatory School - Leavers 2025

Year 6 11+ Results 2024-25



We are delighted to share that 37 pupils have achieved a hugely successful set of 11+ results, with a total 127 offers, which included 31 Scholarships.

School	Number of Offers	Scholarship
City of London Freeman's School	1	
Claremont Fan Court School	18	9 Academic, 1 All-rounder Scholarship (Music & Sport)
Downsend School	2	
Ewell Castle School	9	2 Academic, 1 Sports Scholarship
Halliford School	10	1 Academic, 1 Sports Scholarship
Hampton School	15	2 Academic, 2 Music Scholarships
Hampton Court House School	1	
Ibstock Place School	3	
Kingston Academy	1	
Kingston Grammar School	14	1 Academic, 1 Music, 2 Sports Scholarships
King's College, Wimbledon	2	1 Academic Scholarship
Magdalen College School	1	
Radnor House School	3	
Reed's School	18	2 Academic, 2 Music, 2 Sports Scholarships
St George's College	3	
St James Boys' School	4	
St John's School, Leatherhead	11	1 Academic Scholarship
Thomas' College	3	
Tiffin School	6	
Wallington County Grammar School	1	
Wirral Grammar School for Boys	1	

We are extremely proud of our boys' achievements, which is a result of their hard work and talent.



SURBITON

HIGH SCHOOL

Surbiton High Girls' Preparatory School – Leavers 2025

All 48 girls in Year 6 took the 11+ entrance examination for the High School. A large number applied for a variety of Scholarships at the High School, and they were awarded the following: 9 Academic, 1 Performing Arts, 1 Hockey, 1 Art, 2 Music and 1 Drama. We had 9 girls not moving to the High School.

Document Information

Version Number	9
Reason for Version Change	Annual review
Name of owner/author	Olivia Adams
Name of individual/department responsible	Olivia Adams, Vice Principal Academic
Target Audience	Public
Date Published	10 th October 2025
Where available	Common Docs, School Website
Review Date	October 2026